

Circular main drain,  $\Phi$  170mm. 2" threaded side connection.

The Drain body and grill are made of white ABS plastic. Designed suction velocity not exceeding 0.5m/sec.

Max. Recommended flowrate 15m<sup>3</sup>/hr.

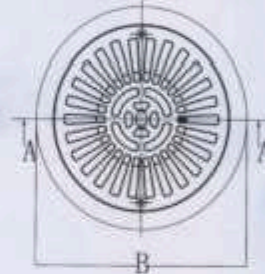
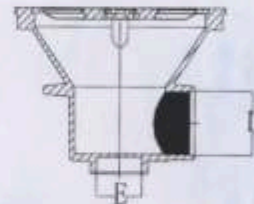
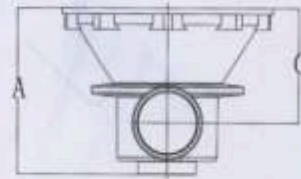
Recommended velocity through the drain pipe is 1.5m/sec, it is always recommended to have at least two drains per pool, irrespective of the size of the pool.



PA01467C

Model	A	B	C	D	E
PA01467C	157.50	209	108.95	2"	45

\*Size in mm



PA01467V

Model	A	B	C	D	E
PA01467V	167.50	229.5	118.95	2"	45

\*Size in mm

